




ER 16-ER 50

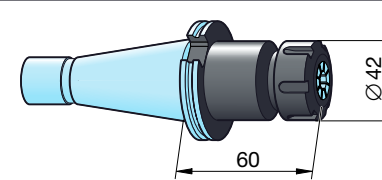
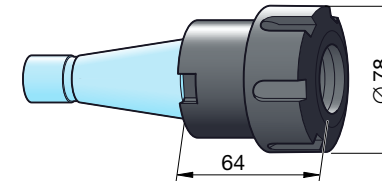
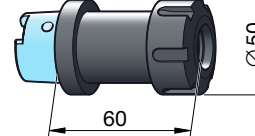
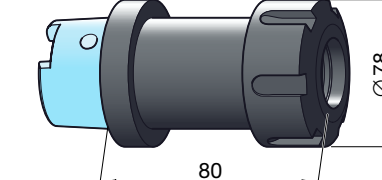
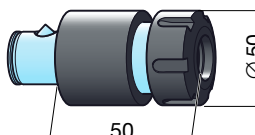
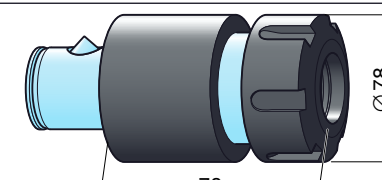
- Portautensili con pinze
- ▲ Toolholder systems with collets
- Portaherramientas con pinza

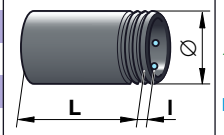
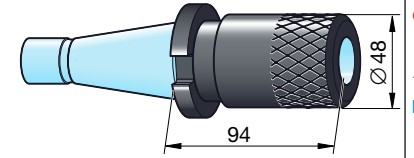
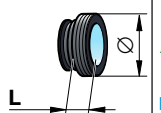
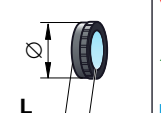
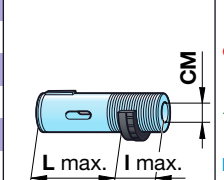
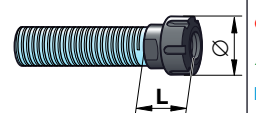
## ER 25 - ER 50



TR 12 - TR 28

- Portautensili a cambio rapido applicabili per utensili di foratura, alesatura, ecc.
- ▲ Over spindle quick-change drilling chucks for drilling, chamfering and counterboring tools
- Insertos de cambio rápido para brocas, escariadores y avellanadores

● Adatti per: ▲ Used with: ■ Válido para:	● Dimensioni di montaggio ▲ Assembly dimensions ■ Dimensiones para montaje	● Descrizione ▲ Description ■ Descripción	● Tipo ▲ Type ■ Tipo	● Cod. ord. ▲ Order No. ■ Código
BEM 28 BEX 35		● Mandrino di serraggio ISO 40 per pinza ER 25 ▲ Toolholder ISO 40 for collet ER 25 ■ Mandrino ISO 40 para pinza ER 25	ISO 40/ER 25	59 533 01
		● Mandrino di serraggio ISO 40 per pinza ER 50 ▲ Toolholder ISO 40 for collet ER 50 ■ Mandrino ISO 40 para pinza ER 50	ISO 40/ER 50	142 304
BEM 20-125 BEM 25 H BEA 14 CNC BEX 15		● Mandrino di serraggio HSK 50 per pinza ER 32 ▲ Toolholder HSK 50 for collet ER 32 ■ Mandrino HSK 50 para pinza ER 32	HSK 50/ER 32	59 534 01
BEX 35		● Mandrino di serraggio HSK 63 per pinza ER 50 ▲ Toolholder HSK 63 for collet ER 50 ■ Mandrino HSK 63 para pinza ER 50	HSK 63/ER 50	59 535 01
BEM 20-125 BEM 25 H BEA 14 CNC BEX 15		● Mandrino di serraggio ABS 50 per pinza ER 32 ▲ Toolholder ABS 50 for collet ER 32 ■ Mandrino ABS 50 para pinza ER 32	ABS 50/ER 32	59 536 01
BEX 35		● Mandrino di serraggio ABS 63 per pinza ER 50 ▲ Toolholder ABS 63 for collet ER 50 ■ Mandrino ABS 63 para pinza ER 50	ABS 63/ER 50	59 537 01

● Adatte per: ▲ Used with: ■ Válido para:	● Tipo ▲ Type ■ Tipo	● Cod. ord. ▲ Order No. ■ Código	● Dimensioni di montaggio ▲ Assembly dimensions ■ Dimensiones para montaje	● Descrizione ▲ Description ■ Descripción
BEM 6 ST	ASBA 12	58 722 01	L=61 l=9 Ø24	
	ASBA 16	907 109	L=77 l=10 Ø30	
	ASBA 20	58 722 02	L=83 l=11 Ø38	
BEM 12 ST	ASBA 25	58 722 03	L=91 l=12 Ø45	
	ASBA 28	907 110	L=93 l=14 Ø48	
BEM 20	ISO 30 / ASBK 28	907 111		<ul style="list-style-type: none"> <li>● Mandrino a cambio rapido SK 30 per DIN 6327</li> <li>▲ Quick-change chuck SK 30 DIN 6327</li> <li>■ Mandrino de cambio rápido SA 30 para DIN 6327</li> </ul>
BEM 6 ST	SSM 12	58 723 01	L=9 Ø22	
	SSM 16	907 112	L=9 Ø30	
	SSM 20	58 723 02	L=9 Ø33	
	SSM 25	58 723 03	L=12 Ø45	
BEM 12 ST/BEM 20	SSM 28	907 114	L=12 Ø45	
BEM 6 ST	SM 12	58 724 01	L=6 Ø20	
	SM 16	907 113	L=12 Ø25	
	SM 20	58 724 02	L=12 Ø32	
	SM 25	58 724 03	L=12 Ø37	
BEM 12 ST/BEM 20	SM 28	907 115	L=12 Ø40	
BEM 6 ST	D 12-6	58 726 01	Metr. 6 L=53 l=25	
BEM 6 ST	D 16/0-MK 0	907 116	CM 0 L=76 l=37	
BEM 6 ST	D 16/1-MK 1	907 117	CM 1 L=76 l=37	
	D 20/1-MK 1	58 726 02	CM 1 L=79 l=37	
	D 25/1-MK 1	58 726 03	CM 1 L=85 l=38	
	D 25/2-MK 2	58 726 05	CM 2 L=85 l=38	
BEM 12 ST/BEM 20	D 28/1-MK 1	907 121	CM 1 L=85 l=38	
BEM 12 ST/BEM 20	D 28/2-MK 2	907 122	CM 2 L=85 l=38	
BEM 6 ST	SH 12/ER 11	58 725 01	L=40 Ø16	
	SH 16/ER 16	907 120	L=42 Ø19	
	SH 20/ER 20	58 725 02	L=48 Ø34	
	SH 25/ER 25	58 725 03	L=50 Ø42	
BEM 12 ST/BEM 20	SH 28/ER 25	907 125	L=45 Ø42	

G06



G07

