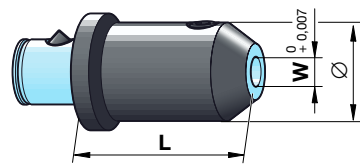
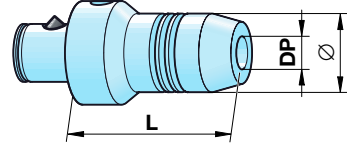


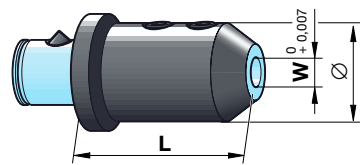
- Sistema portautensili modulare ABS
- ▲ Modular tooling system ABS
- Sistema modular de herramientas ABS

## ABS

● Adatto per: ▲ Used with: ■ Válido para:	● Tipo ▲ Type ■ Tipo	● Cod. ord. ▲ Order No. ■ Código	● Dimensioni di montaggio ▲ Assembly dimensions ■ Dimensiones para montaje	● Descrizione ▲ Description ■ Descripción
BEM 20/BEX 15	ABS 50/DP 6	59 547 01	DP 6 L=55 Ø26	<ul style="list-style-type: none"> <li>● Mandrino di serraggio idraulico ad espansione per tolleranza utensile h6 a Ø 6 e 8 mm, h7 a Ø 10-20 mm</li> <li>▲ Hydraulic expansion chuck for tool shank tolerance h6 Ø 6 and 8 mm, h7 Ø 10 to 20 mm</li> <li>■ Mandrino espansivo hidráulico para tolerancia h6 para Ø 6 y 8 mm, h7 para Ø 10 hasta 20 mm</li> </ul>
BEM 20/BEX 15	ABS 50/DP 8	59 547 02	DP 8 L=55 Ø28	
BEM 20/BEX 15	ABS 50/DP 10	59 547 03	DP 10 L=65 Ø30	
BEM 20/BEX 15	ABS 50/DP 12	59 547 04	DP 12 L=65 Ø32	
BEM 20/BEX 15	ABS 50/DP 14	59 547 05	DP 14 L=65 Ø34	
BEM 20/BEX 15	ABS 50/DP 16	59 547 06	DP 16 L=70 Ø38	
BEM 20/BEX 15	ABS 50/DP 18	59 547 07	DP 18 L=70 Ø40	
BEM 20/BEX 15	ABS 50/DP 20	59 547 08	DP 20 L=75 Ø42	
BEX 35	ABS 63/DP 6	59 547 11	DP 6 L=58 Ø26	
BEX 35	ABS 63/DP 8	59 547 12	DP 8 L=58 Ø28	
BEX 35	ABS 63/DP 10	59 547 13	DP 10 L=63 Ø30	
BEX 35	ABS 63/DP 12	59 547 14	DP 12 L=65 Ø32	
BEX 35	ABS 63/DP 14	59 547 15	DP 14 L=65 Ø34	
BEX 35	ABS 63/DP 16	59 547 16	DP 16 L=70 Ø38	
BEX 35	ABS 63/DP 18	59 547 17	DP 18 L=74 Ø40	
BEX 35	ABS 63/DP 20	59 547 18	DP 20 L=78 Ø42	
BEX 35	ABS 63/DP 25	59 547 19	DP 25 L=85 Ø57	
BEX 35	ABS 63/DP 32	59 547 20	DP 32 L=90 Ø64	
BEM 20/BEX 15	ABS 50/W 6	59 547 21	W 6 L=45 Ø25	<ul style="list-style-type: none"> <li>● Mandrino di serraggio Weldon DIN 6359</li> <li>▲ End mill adapter Weldon DIN 6359</li> <li>■ Mandrino Weldon DIN 6359</li> </ul>
BEM 20/BEX 15	ABS 50/W 8	59 547 22	W 8 L=45 Ø28	
BEM 20/BEX 15	ABS 50/W 10	59 547 23	W 10 L=55 Ø35	
BEM 20/BEX 15	ABS 50/W 12	59 547 24	W 12 L=65 Ø42	
BEM 20/BEX 15	ABS 50/W 14	59 547 25	W 14 L=65 Ø44	
BEM 20/BEX 15	ABS 50/W 16	59 547 26	W 16 L=65 Ø48	
BEM 20/BEX 15	ABS 50/W 18	59 547 27	W 18 L=65 Ø50	
BEM 20/BEX 15	ABS 50/W 20	59 547 28	W 20 L=65 Ø52	
BEM 20/BEX 15	ABS 50/W 25	59 547 29	W 25 L=75 Ø65	
BEX 35	ABS 63/W 10	59 547 31	W 10 L=55 Ø35	
BEX 35	ABS 63/W 12	59 547 32	W 12 L=65 Ø42	
BEX 35	ABS 63/W 14	59 547 33	W 14 L=65 Ø44	
BEX 35	ABS 63/W 16	59 547 34	W 16 L=65 Ø48	
BEX 35	ABS 63/W 18	59 547 35	W 18 L=65 Ø50	
BEX 35	ABS 63/W 20	59 547 36	W 20 L=65 Ø52	
BEX 35	ABS 63/W 25	59 547 37	W 25 L=75 Ø65	
BEX 35	ABS 63/W 32	59 547 38	W 32 L=80 Ø72	



- Versione fino a Ø 20 mm
- ▲ Design up to dia. 20 mm
- Ejecución hasta Ø 20 mm



- Versione a partire da Ø 25 mm
- ▲ Design from dia. 25 mm
- Ejecución desde Ø 25 mm

● Adatto per: ▲ Used with: ■ Válido para:	● Tipo ▲ Type ■ Tipo	● Cod. ord. ▲ Order No. ■ Código	● Dimensioni di montaggio ▲ Assembly dimensions ■ Dimensiones para montaje	● Descrizione ▲ Description ■ Descripción
BEM 20/BEX 15	ABS 50/ER 32	59 547 41	ER 32 L=72 Ø50	<ul style="list-style-type: none"> <li>● Portapinza per pinza ER, pagina G 03</li> <li>▲ Collet chuck for collet ER, page G 03</li> <li>■ Portapinzas ER, pág. G 03</li> </ul>
BEX 35	ABS 63/ER 40	59 547 42	ER 40 L=81 Ø63	
BEM 20/BEX 15	ABS 50/NC 13	59 547 46	NC 0,5-13 L=95 Ø49	<ul style="list-style-type: none"> <li>● Mandrino di serraggio NC, fino a 6500 min<sup>-1</sup>, fresatura</li> <li>▲ NC drill chucks, up to 6500 RPM, milling</li> <li>■ Portabrocas para NC, hasta 6500 rpm, fresar</li> </ul>
BEM 20/BEX 15	ABS 50/NC 16	59 547 47	NC 3-16 L=95 Ø52	
BEM 20/BEX 15	ABS 50/WE 1	59 547 51	WE 1 L=72 Ø39	<ul style="list-style-type: none"> <li>● Mandrino a cambio rapido per maschiatura, pressione, trazione</li> <li>▲ Quick-change spindle adapter. Tension and compression</li> <li>■ Roscador de cambio rápido, a compresión, tracción.</li> </ul>
BEM 20/BEX 15	ABS 50/WE 2	59 547 52	WE 2 L=98 Ø60	
BEX 35	ABS 63/WE 2	59 547 53	WE 2 L=111 Ø60	
BEX 35	ABS 63/WE 3	59 547 54	WE 3 L=160 Ø86	<ul style="list-style-type: none"> <li>● Bussole di adattam. con cono Morse e chiave DIN 228B</li> <li>▲ Morse taper adapters and flat tang DIN 228B</li> <li>■ Mandrino con cono morse y arrastre DIN 228B</li> </ul>
BEM 20/BEX 15	ABS 50/MK 1	59 547 56	CM 1 L=90 Ø20	
BEM 20/BEX 15	ABS 50/MK 2	59 547 57	CM 2 L=105 Ø30	
BEM 20/BEX 15	ABS 50/MK 3	59 547 58	CM 3 L=125 Ø36	
BEX 35	ABS 63/MK 4	59 547 59	CM 4 L=150 Ø48	<ul style="list-style-type: none"> <li>● Attacco bussola portautensili per codolo di bussola portaut. DIN 6327</li> <li>▲ Holder for automotive shank DIN 6327</li> <li>■ Mandrino para portaherramientas DIN 6327</li> </ul>
BEM 20/BEX 15	ABS 50/TR 28	59 547 61	TR 28 L=100 Ø40	
BEX 35	ABS 63/TR 28	59 547 62	TR 28 L=100 Ø40	
BEX 35	ABS 63/TR 36	59 547 63	TR 36 L=125 Ø50	<ul style="list-style-type: none"> <li>● Alesatore con placchetta non riaffilabile: su richiesta</li> <li>▲ Boring bar with carbide inserts upon request</li> <li>■ Mandrino de taladrar con plaquita: bajo demanda</li> </ul>
BEM 20/BEX 15	ABS 50/KU 44	—	Ø 12-44 max. L=138 max. l=88	
BEX 35	ABS 63/KU 54	—	Ø 45-54 max. L=163 max. l=108	<ul style="list-style-type: none"> <li>● Testa con regolazione fine, graduazione 0,02 sul diametro</li> <li>▲ Toolholder with fine adjustment. 0.02 mm graduation in diameter</li> <li>■ Cabezal para ajuste fino, graduación 0,02 en diámetro</li> </ul>
BEM 20/BEX 15	ABS 50/FK 25	59 547 71	ABS 25 L=55 Ø56	
BEM 20/BEX 15	ABS 50/FK 32	59 547 72	ABS 32 L=62 Ø70	
BEX 35	ABS 63/FK 32	59 547 73	ABS 32 L=62 Ø70	
BEX 35	ABS 63/FK 40	59 547 74	ABS 40 L=67 Ø98	<ul style="list-style-type: none"> <li>● Barra di tornitura interna con placchetta non riaffilabile: su richiesta</li> <li>▲ Boring bar with carbide inserts upon request</li> <li>■ Mandrino de taladrar con plaquita: bajo demanda</li> </ul>
	ABS 25/BT 14	—	ABS 25 L=38-60 Ø8-14	
	ABS 32/BT 24	—	ABS 32 L=42- Ø8-24	
	ABS 40/BT 28	—	ABS 40 L=45-85 Ø8-28	<ul style="list-style-type: none"> <li>● Testa con regolazione fine, graduazione 0,002 sul diametro</li> <li>▲ Toolholder with fine adjustment. 0.002 mm graduation in diameter</li> <li>■ Cabezal de ajuste fino, graduación 0,002 mm en diámetro</li> </ul>
BEM 20/BEX 15	ABS 50/FT 62	59 547 81	min. Ø62 max. Ø80 L=75	
BEX 35	ABS 63/FT 79	59 547 82	min. Ø79 max. Ø103 L=80	<ul style="list-style-type: none"> <li>● Prolunga con le stesse dimensioni ABS</li> <li>▲ Extended length ABS toolholder system</li> <li>■ Alargamiento con dimensiones ABS</li> </ul>
BEM 20/BEX 15	ABS 50/V 50	59 547 91	ABS 50 L=50 Ø28	
BEM 20/BEX 15	ABS 50/V 65	59 547 92	ABS 50 L=65 Ø28	
BEM 20/BEX 15	ABS 50/V 100	59 547 93	ABS 50 L=100 Ø28	
BEX 35	ABS 63/V 60	59 547 94	ABS 63 L=60 Ø34	
BEX 35	ABS 63/V 85	59 547 95	ABS 63 L=85 Ø34	
BEX 35	ABS 63/V 125	59 547 96	ABS 63 L=125 Ø34	
BEM 20/BEX 15	ABS 50/RG 1	59 547 97	ABS 50 L=120 Ø51	
BEX 35	ABS 63/RG 1	59 547 98	ABS 63 L=150 Ø64	<ul style="list-style-type: none"> <li>● Getti grezzi per la produzione di utensili speciali</li> <li>▲ Toolholder blanks for special purpose tooling upon request</li> <li>■ Pieza en bruto para fabricar herramientas especiales</li> </ul>

